

Preface

This manual provides detailed technical information about SIGMET's Integrated Radar Information System (IRIS). This includes how to install IRIS on a new machine and how to upgrade an existing IRIS system.

About This Manual

This manual is not intended for operators of IRIS. It is intended for system managers who are responsible for installing the software and maintaining the system. Familiarity with the operating system and computer concepts is required to understand everything contained here.

Chapter 1 describes how to install IRIS on UNIX systems.

Chapter 2 describes UNIX features which are useful for running IRIS including networks, and the login environment.

Chapter 3 describes diagnostic utility programs supplied with IRIS which are useful for debugging problems.

Appendixes contain information about the size of various parameters, such as the maximum number of output devices that are allowed, plus system file listings.

Where to Find More Information

The following manuals are also available from SIGMET, Inc.:

<i>IRIS Radar Manual</i>	Describes the IRIS/Radar software. This manual is for radar operators.
<i>IRIS Product & Display Manual</i>	Describes the various IRIS products, their configuration and scheduling. Also the use of the Quick Look Window: How you can see the IRIS products with all the options.
<i>IRIS Utilities Manual</i>	Describes the utility programs for system alignment, calibration, installation and testing.
<i>IRIS Programmer's Manual</i>	Describes the data formats and library routines used by IRIS. This manual is for programmers who want to access IRIS data or interface to IRIS processes.

<i>The Signal Processor User's Manual</i>	Provides technical information on the signal processor (RVP7, or RVP8). This manual is used primarily by engineers for troubleshooting or users who want to understand the signal processing features, algorithms, processor control and data formats.
<i>The RCP8 User's Manual</i>	Describes the installation, operation, and technical details of the Radar Control Processor. The RCP8 is an interface between the IRIS software and miscellaneous hardware such as the antenna and transmitter.




SIGMET, Inc. encourages you to send your comments and/or corrections to:

SIGMET, Inc.
2 Park Drive, Suite 1
Westford, Massachusetts 01886
USA
FAX (978)692-9575
EMAIL support@sigmet.com

Documentation Conventions

The following conventions are used throughout this manual:

\$	The dollar sign is used to show the operating system prompt, though it may differ from one system to the next. On UNIX systems, the pound sign is also used to indicate the superuser's operating system prompt. Prompts specific to a utility are shown as they are displayed by the utility.
#	
user input command <i>parameter</i>	User input and command syntax are printed in bold, monospaced type. User-supplied parameters are shown in italics. Enter the command as shown and supply the appropriate parameter or argument values. All commands are terminated by pressing Return (not shown). In addition, UNIX filenames and keywords are printed in bold monospaced type when referenced within the text.
Command output	Some commands generate output. The text of this output is displayed in monospaced type.

- Ctrl/x Some key sequences require you to press the Control key and another key at the same time. When you see this notation, hold down the key labeled “Ctrl” and press the specified key.
-  This margin icon indicates a note that may be of interest to the reader.
-  This margin icon indicates a note that is important to the reader.
-  This margin icon indicates a caution or warning to the reader.